Energy Doubling of 42 GeV Electrons in a Plasma Wakefield Accelerator

Rasmus Ischebeck, Stanford Linear Accelerator Center



Accelerators for TeV-Energy electrons

Present Technologies

Advanced Accelerator Research at SLAC

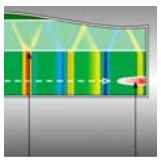

Electron beam driven Dielectric Structures

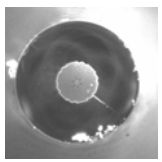

Laser-driven Dielectric Structures



Plasma Wakefield Accelerators

STANFORD LINEAR ACCELERATOR CENTER





History of Electron Accelerators Livingston Plot

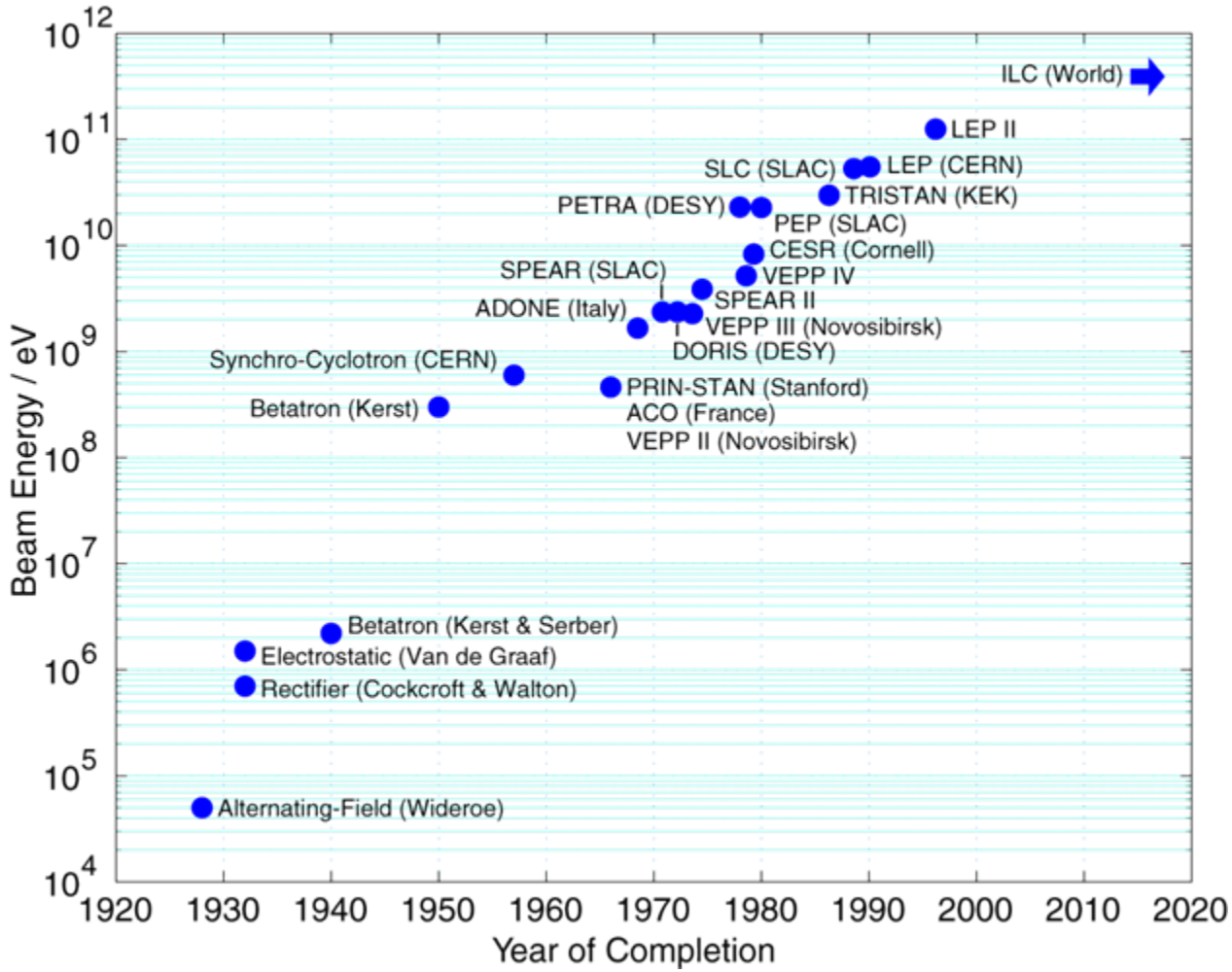

Basic Requirements for Electron Accelerators beyond ILC

- Energy $W \gtrsim 5 \ldots 10$ TeV $W = E \cdot e \cdot L$ (Linac)
- Luminosity $\mathcal{L} \gtrsim 10^{36}$ cm^{-2} s^{-1} $\mathcal{L} = \dfrac{N^2 f}{4\pi \sigma_x \sigma_y}$

⇒ Beam power $P \approx 100$ MW $P = U \cdot I$

- Cost $C \lesssim 5 \cdot 10^9$

- High accelerating fields
- Low emittance (small diameter)
- High bunch charge
- Good efficiency

Not an Option for 10 TeV

- Build a circular accelerator
  - Synchrotron radiation proportional to E^4
- Build a linear accelerator based on state-of-the-art RF cavities
  - Accelerating field 0.05 GV/m
  - 300 km long (with focus and beam delivery)
  - Cost: $3 \cdot 10^{10}$

Therefore

- Need to increase the accelerating fields
  (without increasing the cost by the same factor)
- Explore alternative acceleration techniques

Electromagnetic Waves in Vacuum

- Transverse electric fields
- Moreover, the Lawson-Woodward Theorem states:
  - the total acceleration
    - of ultrarelativistic particles
    - by far-field electromagnetic waves
  - is zero

⇒ Need near-field structures

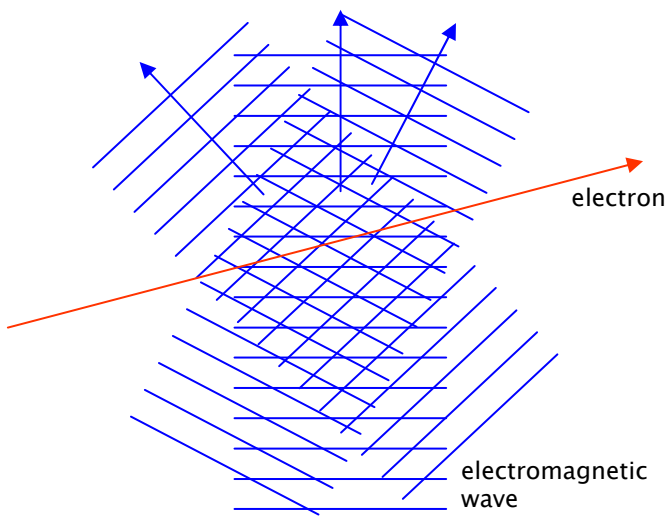

Possibilities for Accelerating Structures

	Structure	max. Field (V/m)	Power Sources	
	Superconducting	$5 \cdot 10^7$	solid state	electron beams: klystrons
	Metallic	$2 \cdot 10^8$	solid state	electron beams: klystrons or integrated structure
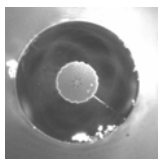	Dielectric	10^9	laser	electron beams
	Plasma	10^{11}	laser	electron beams

Plus: Inverse FEL, disposable structures, excited atoms, muon colliders

Energy Doubling of 42 GeV Electrons in a Plasma Wakefield Accelerator

Rasmus Ischebeck, Stanford Linear Accelerator Center

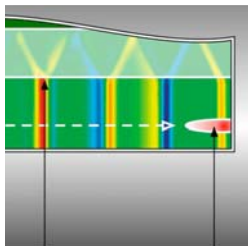

Electron beam driven Dielectric Structures



Laser-driven Dielectric Structures



Plasma Wakefield Accelerators

Energy Doubling of 42 GeV Electrons in a Plasma Wakefield Accelerator

Rasmus Ischebeck, Stanford Linear Accelerator Center

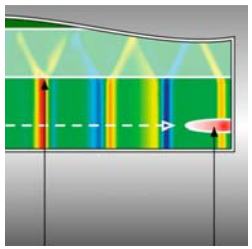

Electron beam driven Dielectric Structures



Laser-driven Dielectric Structures

Plasma Wakefield Accelerators

Dielectric Wakefield Acceleration
The T-481 Experiment

- M.C. Thompson, H. Badakov, J. Rosenzweig, and G. Travish (UCLA)
- M.J. Hogan, R. Ischebeck, N. Kirby, R. Siemann, and D. Walz (SLAC)
- P. Muggli (USC)
- A. Scott (UCSB)
- R. Yoder (Manhattan College)

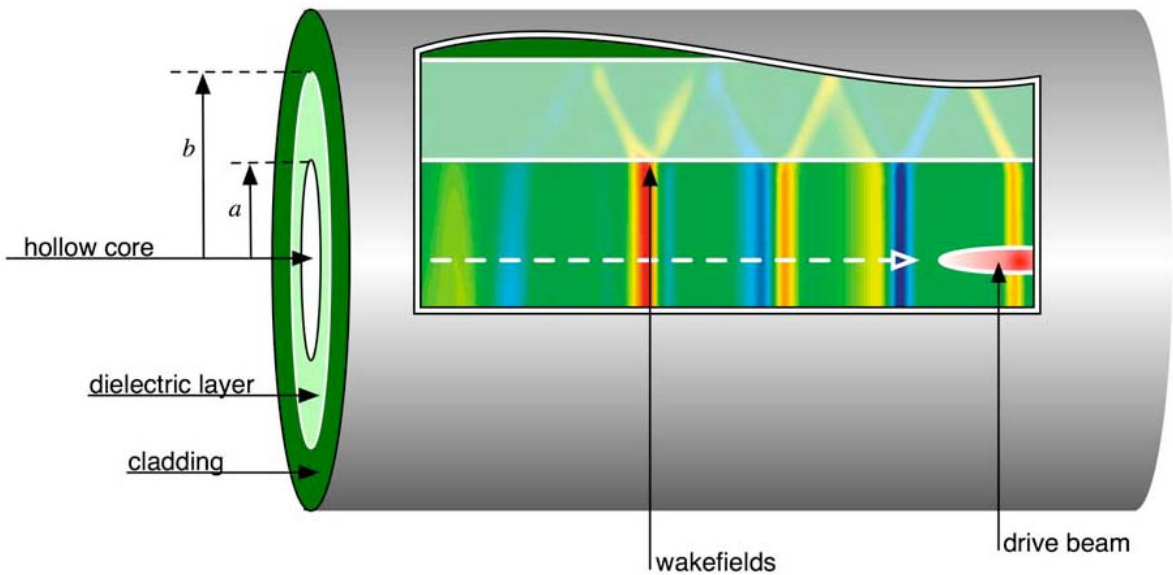

Dielectric Wakefield Acceleration

Experimental Setup

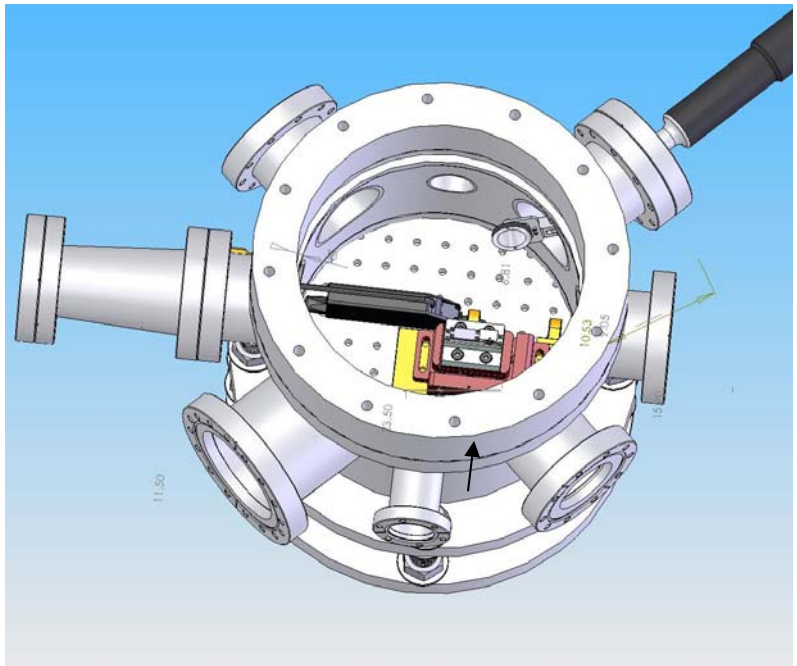



Hristo Badakov, Gil Travish

Dielectric Wakefield Acceleration

Breakdown Studies

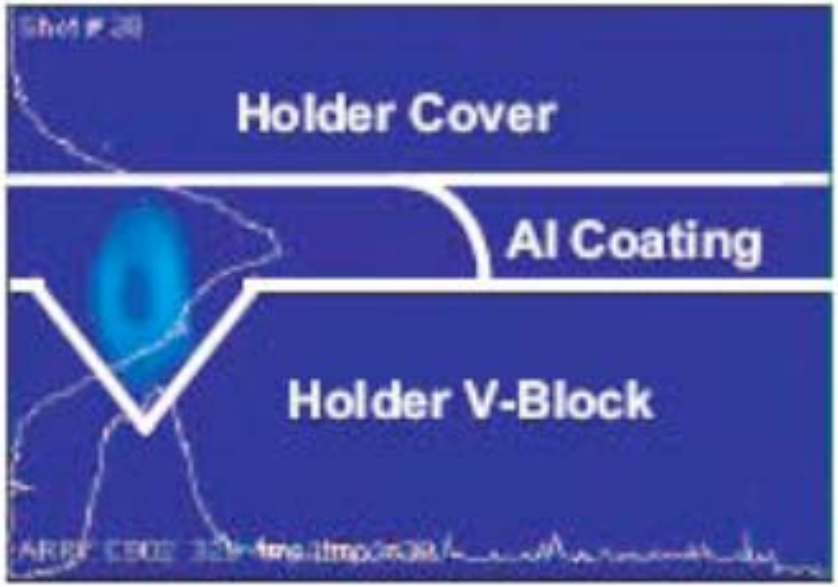

100 μm bunch length

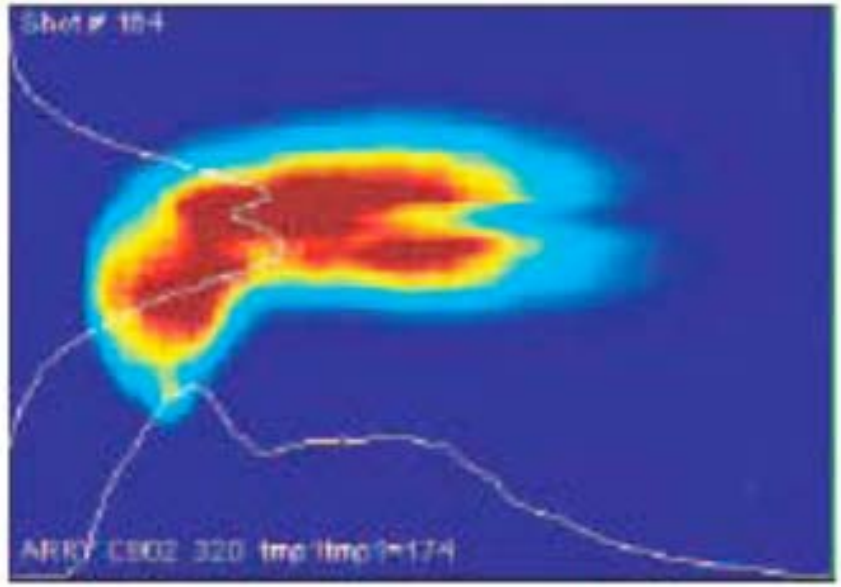

20 μm bunch length

Dielectric Wakefield Acceleration

Next Experiments

Measure the Cherenkov radiation emitted from the fiber

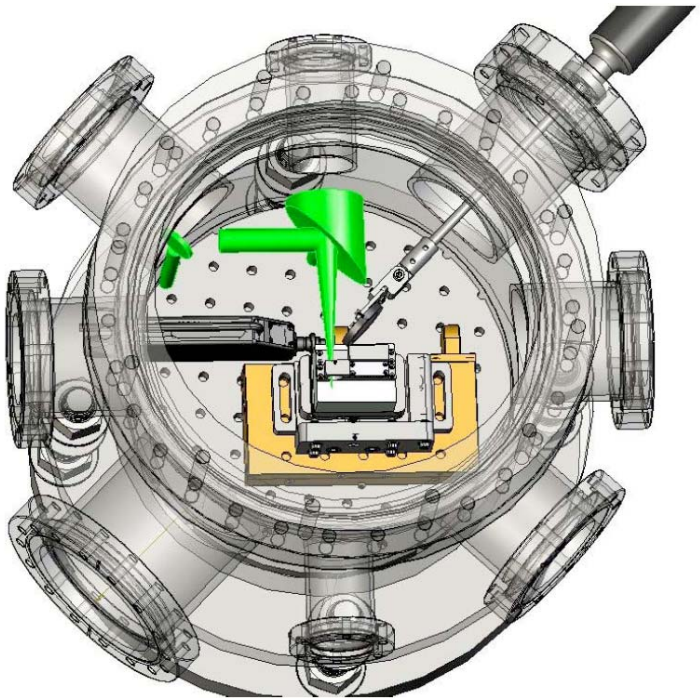

Try alternative materials (e.g. diamond)



Accelerate Second Bunch

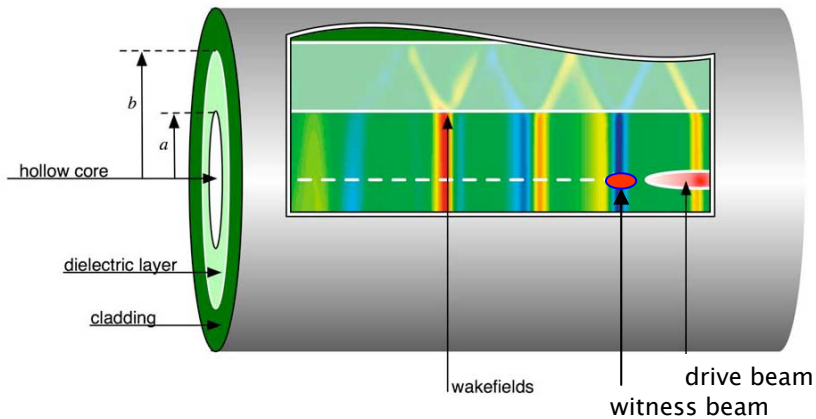

Energy Doubling of 42 GeV Electrons in a Plasma Wakefield Accelerator

Rasmus Ischebeck, Stanford Linear Accelerator Center

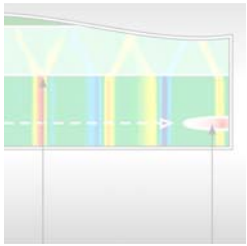

Electron beam driven Dielectric Structures

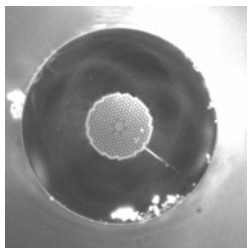

Laser-driven Dielectric Structures

Plasma Wakefield Accelerators

Laser Acceleration
The E-163 Experiment

- R. Siemann, R. Noble, E. Colby, J. Spencer, R. Ischebeck, M. Lincoln, B. Cowan, C. Sears, S. Tantawi, D. Walz, D.T. Palmer, N. Na, C.D. Barnes, M. Javanmarad, X.E. Lin, and Z. Zhang (SLAC)
- R. Byer, T.I. Smith, Y.C. Huang, T. Plettner, P. Lu, and J.A. Wisdom (Stanford)
- L. Schächter (Techion Israeli Institute of Technology)
- J. Rosenzweig (UCLA)

Dielectric Accelerator Structures

- Using much higher frequencies: THz to optical
- Using dielectrics (e.g. SiO_2)
- Advantages: higher damage threshold
  - ⇒ Higher accelerating fields, up to ~GV/m

- Generate the electromagnetic field
  - Cherenkov radiation from an electron beam
  - Laser
- Confine the field
  - Photonic band gap



Photonic Crystals

periodic electromagnetic media

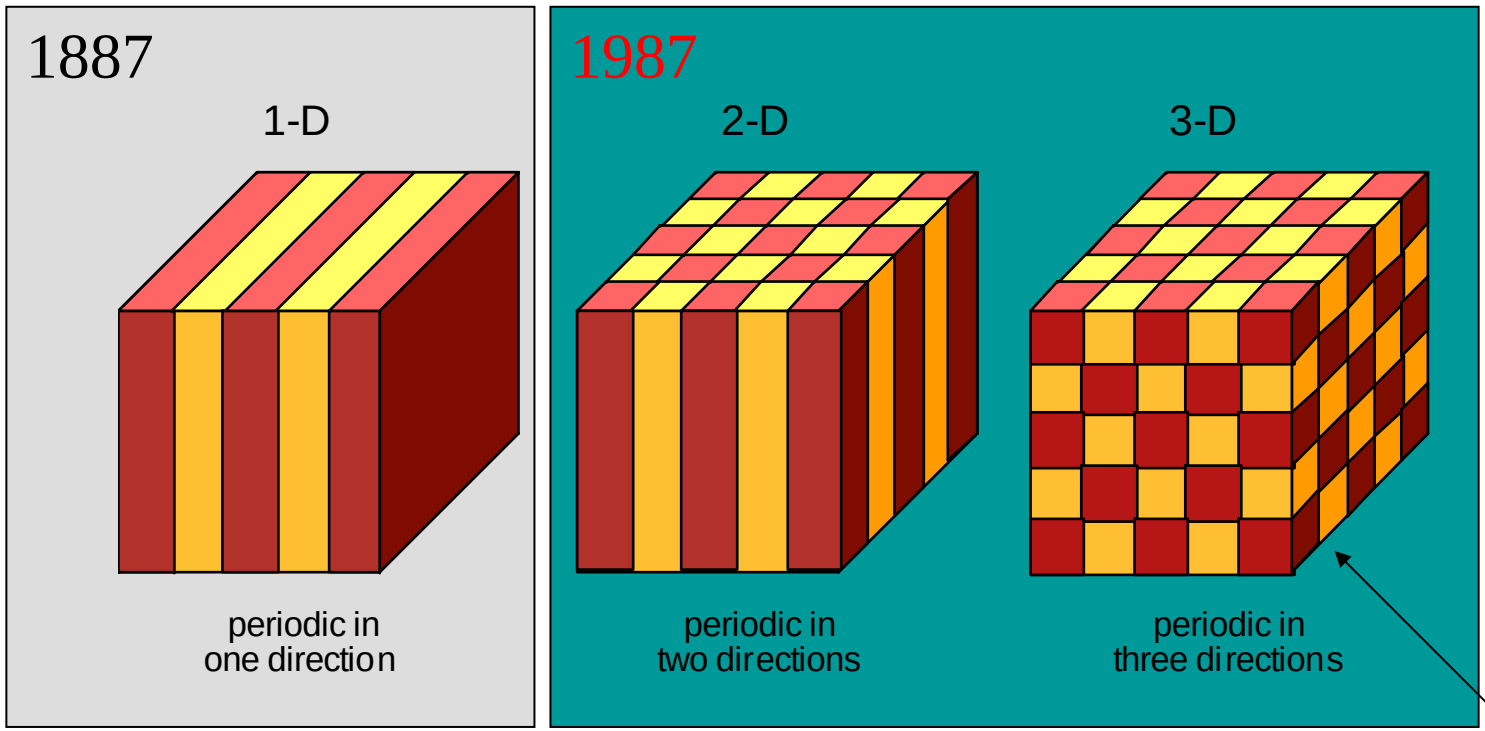

(need a more complex topology)

with photonic band gaps: "optical insulators"

Steven G. Johnson

Band Gap maps

- Solutions of the wave equation

$$\vec{\nabla} \times \frac{1}{\varepsilon\varepsilon_0} \times \vec{H} = \left(\frac{\omega}{c}\right)^2 \vec{H}$$

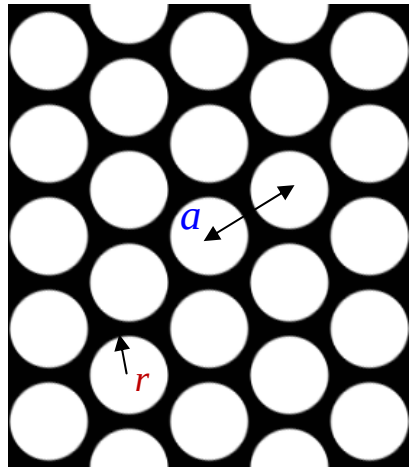

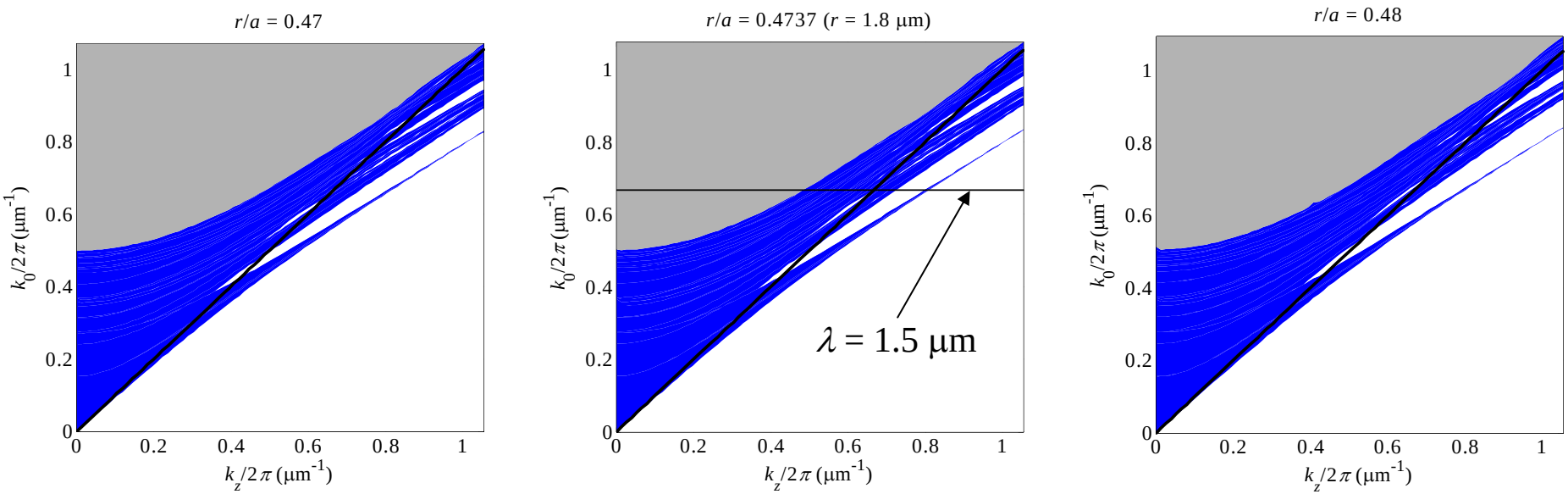

Dielectric Accelerator Structures

Photonic Band Gap Structures



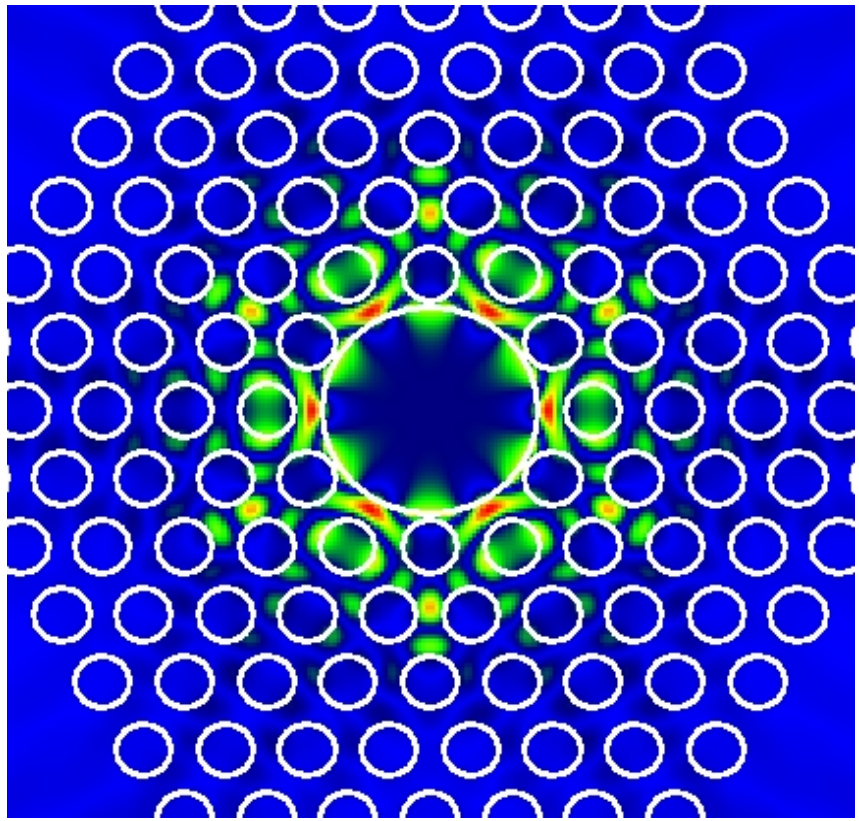

Laser Acceleration

First Experiments

- Establish interaction between laser and electron beam





Laser Acceleration

First Experiments

- Inverse free electron laser
- Inverse transition radiation



Inverse Transition Radiation

- Scanning the laser timing with respect to the electron beam

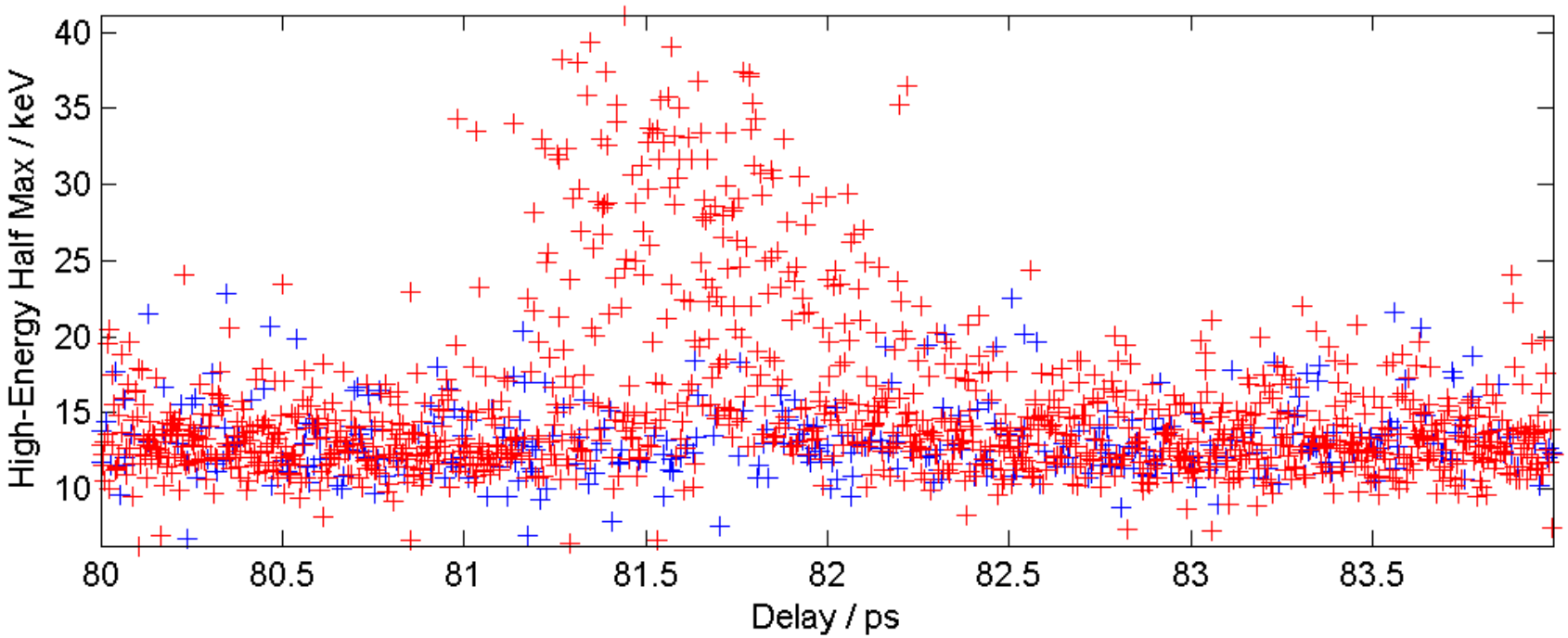

Laser Acceleration

Next Steps

- Net acceleration by combining IFEL, chicane and ITR
- Fabricate suitable structures
  - Side-coupled
  - Photonic bandgap fiber
- Measure spectrum emitted from structures
- Accelerate particles

Energy Doubling of 42 GeV Electrons in a Plasma Wakefield Accelerator

Rasmus Ischebeck, Stanford Linear Accelerator Center

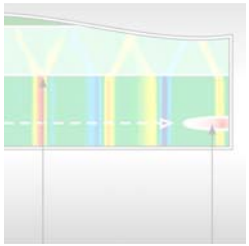

Electron beam driven Dielectric Structures



Laser-driven Dielectric Structures



Plasma Wakefield Accelerators

Plasma Wakefield Acceleration
The E-167 Experiment



- M. Berry, I. Blumenfeld, F.-J. Decker, P. Emma, M.J. Hogan*, R. Ischebeck, R.H. Iverson, N. Kirby, P. Krejcik, R.H. Siemann, and D. Walz (SLAC)
- C.E. Clayton, C. Huang, D. Johnson, C. Joshi*, W. Lu, K.A. Marsh, W.B. Mori, and M. Zhou (UCLA)
- S. Deng, T. Katsouleas, P. Muggli* and E. Oz (USC)

Plasma Wakes – Theory

- Unlike electromagnetic waves in vacuum, plasma wakes can have a longitudinal electric field

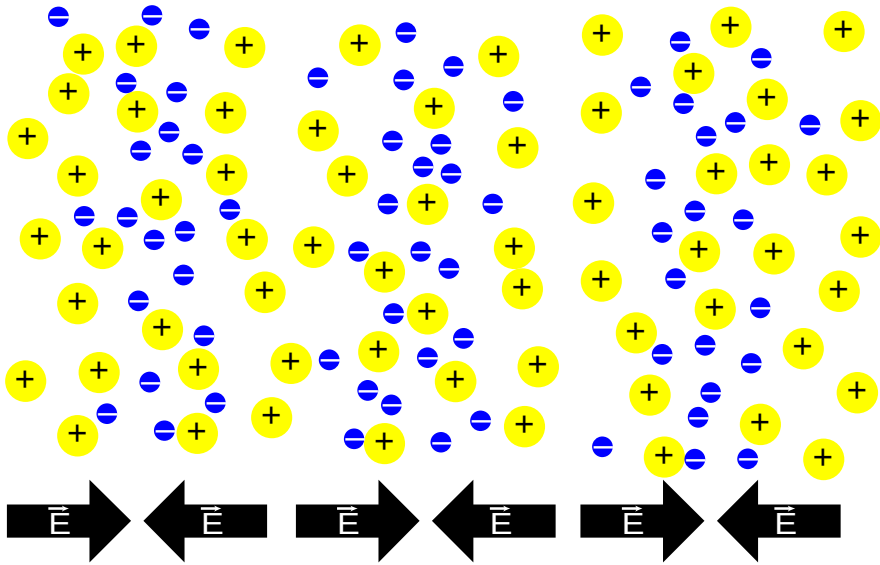

- *Tajima & Dawson, PRL, 43, 267(1979)*

- Linear plasma wake:

$$\lambda_p \approx \sqrt{\frac{10^{15}\mathrm{cm}^{-3}}{n_p}} \quad \mathrm{mm}$$

  - Limit:

$$E_0 = \frac{4\pi\,\varepsilon_0\,c\,m_e}{e}\,\omega_p \quad \approx \sqrt{\frac{n_p}{\mathrm{cm}^{-3}}} \quad \frac{\mathrm{V}}{\mathrm{cm}}$$

Plasma Wakes – Theory

- Above this limit: non-linear wakes, “Blow-out regime”
- Fields can be calculated only with numerical methods

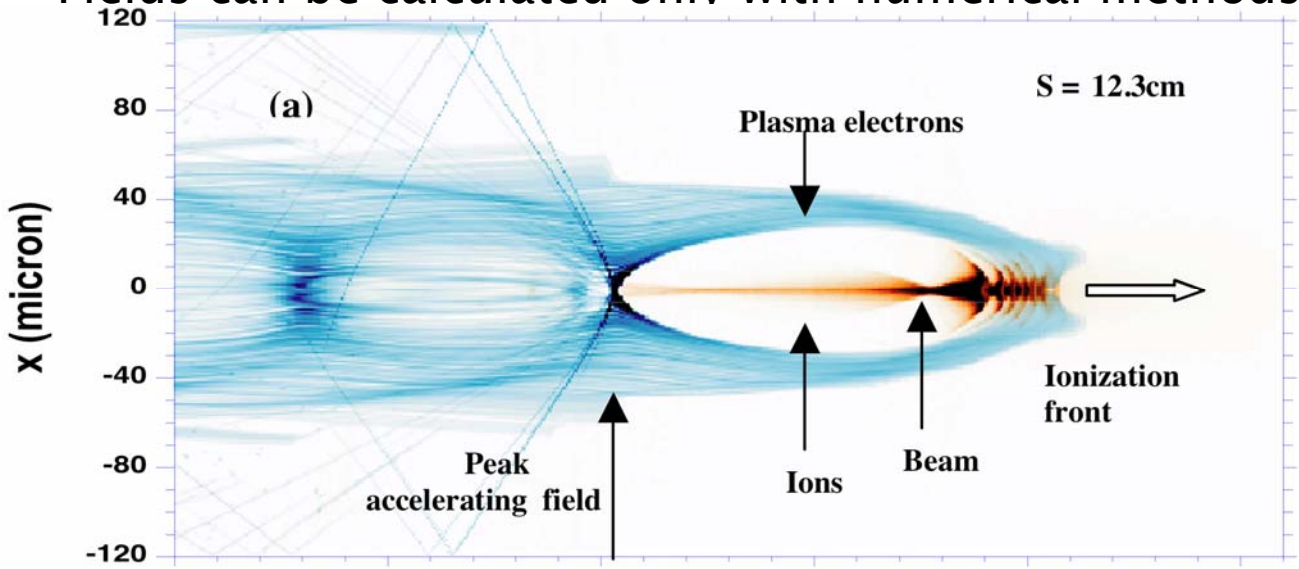

- Typical wavelength: 50 μm
- Accelerating fields up to 50 GV/m

Miaomiao Zhou

Plasma Wakes – Reality



Drive the Plasma Wake

- Typical drive beam power: $\sim 10^{15}$ W = 1 TW
- Power density: $\sim 10^{24}$ W/m^2 =1 YW/m^2
- Drive the plasma wake:
  - Photons
  - Electrons

Plasma Wakefield Acceleration at SLAC Experimental Setup

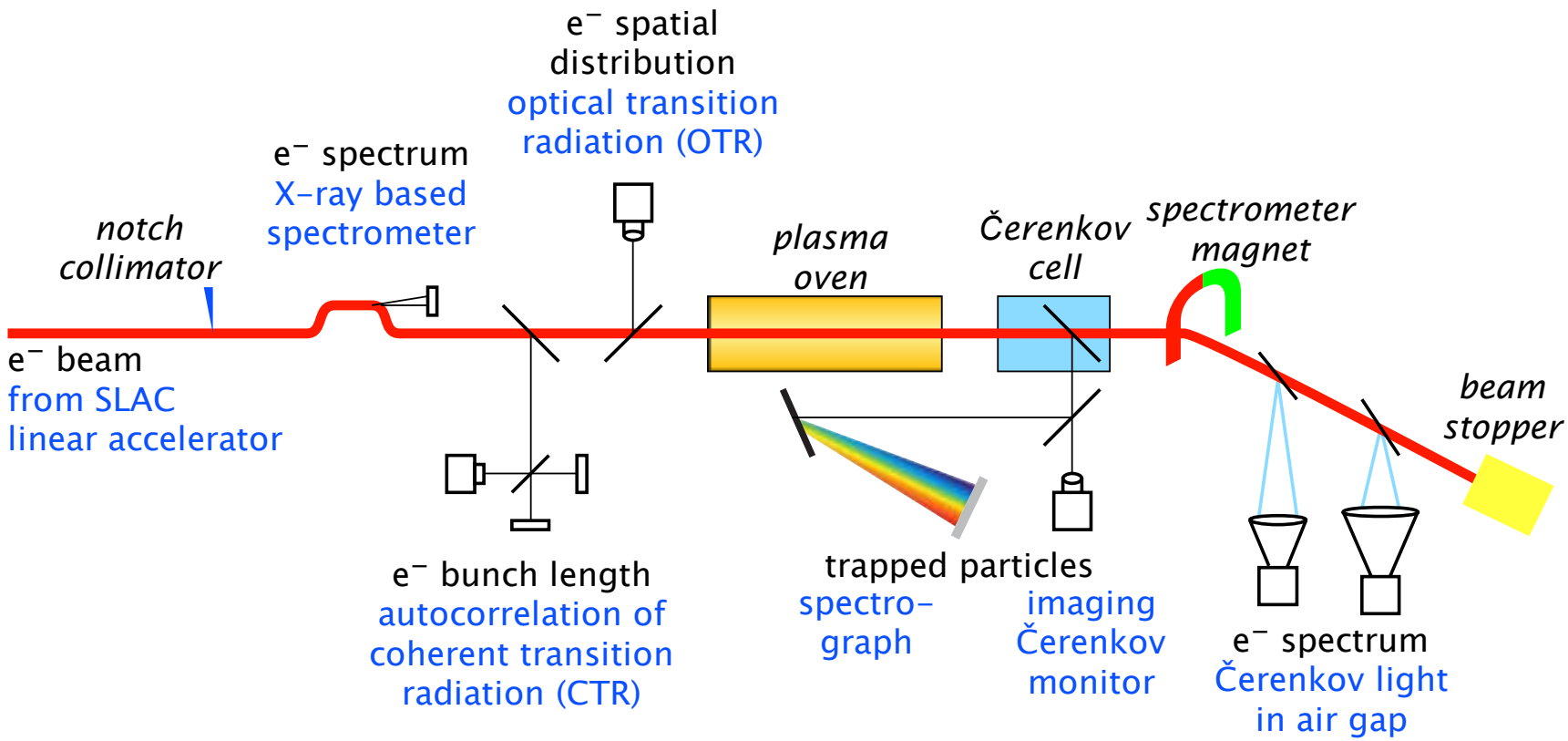

Previous Results



More than 3 GeV energy gain in 10 cm plasma length



Increasing the Plasma Length to 30.5 cm

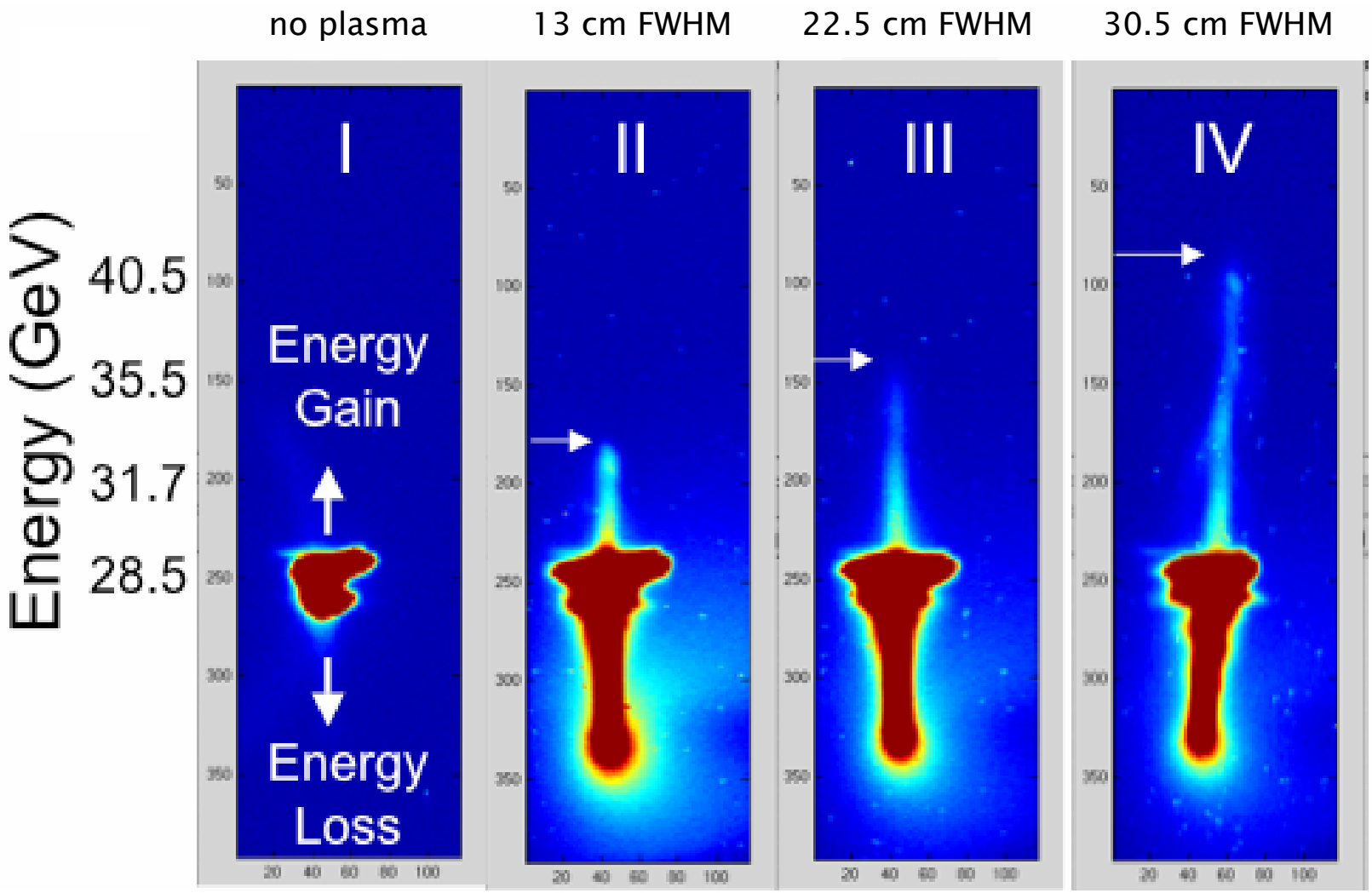

Patric Muggli

Changes to the Experimental Setup



Longer plasma oven



New spectrometer



Diagnostics for low-energy particles

Increased the energy in the drive beam

Energy Doubling

- Plasma length: 85 cm
- Density: $2.7 \cdot 10^{23}\ m^{-3}$
- Incoming energy: 42 GeV
- Peak energy: 85 ± 7 GeV

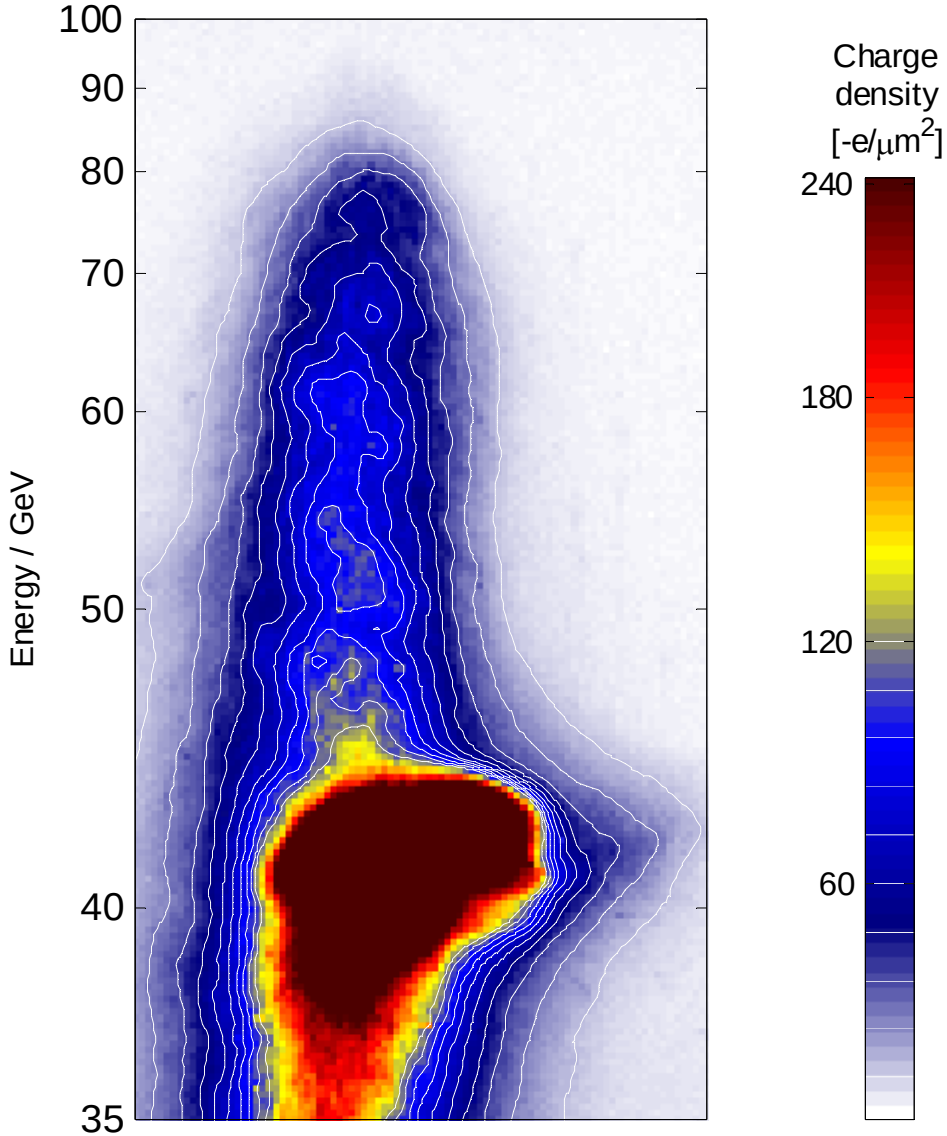

Stability

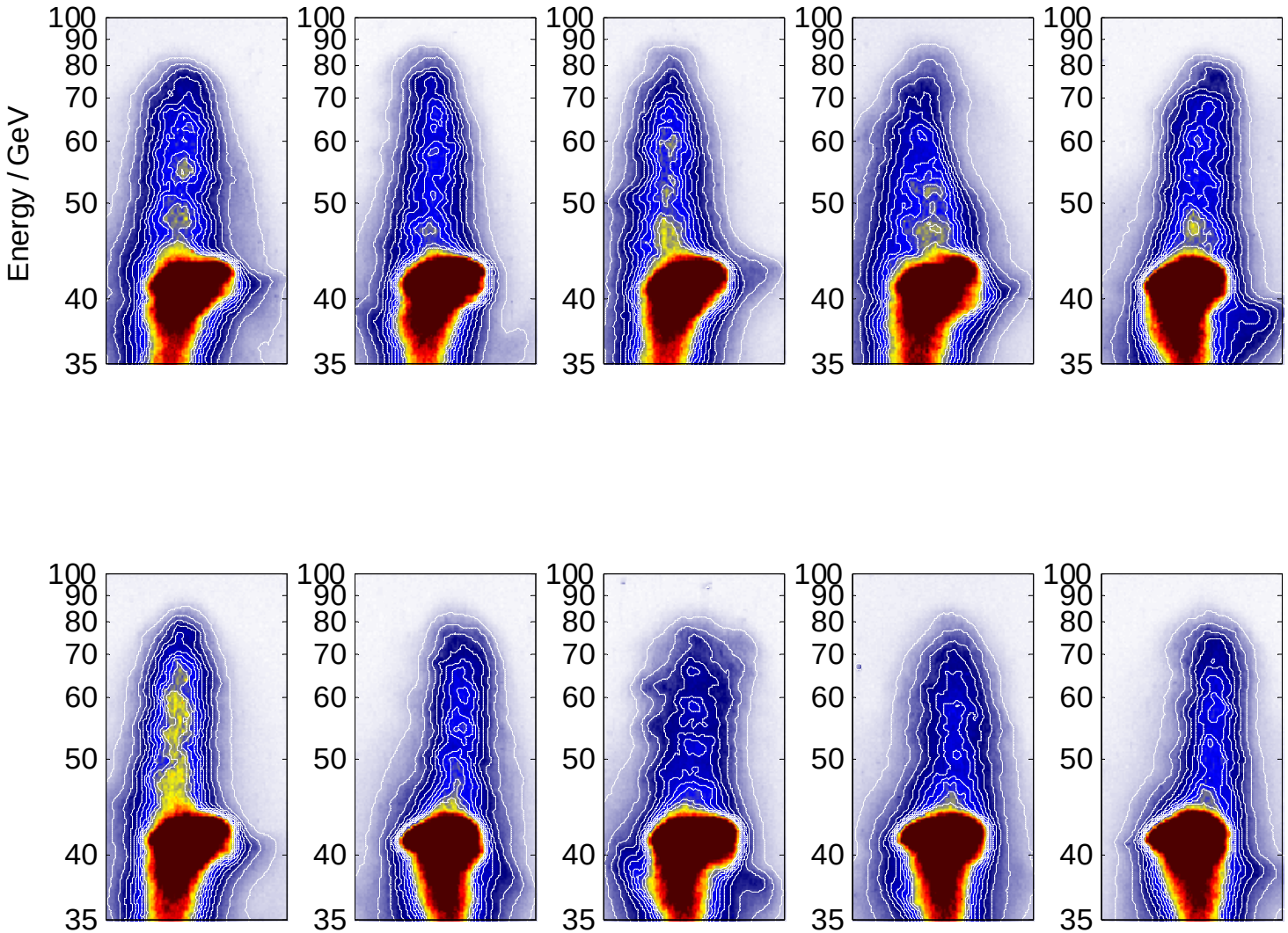

Peak Energy in 800 Events

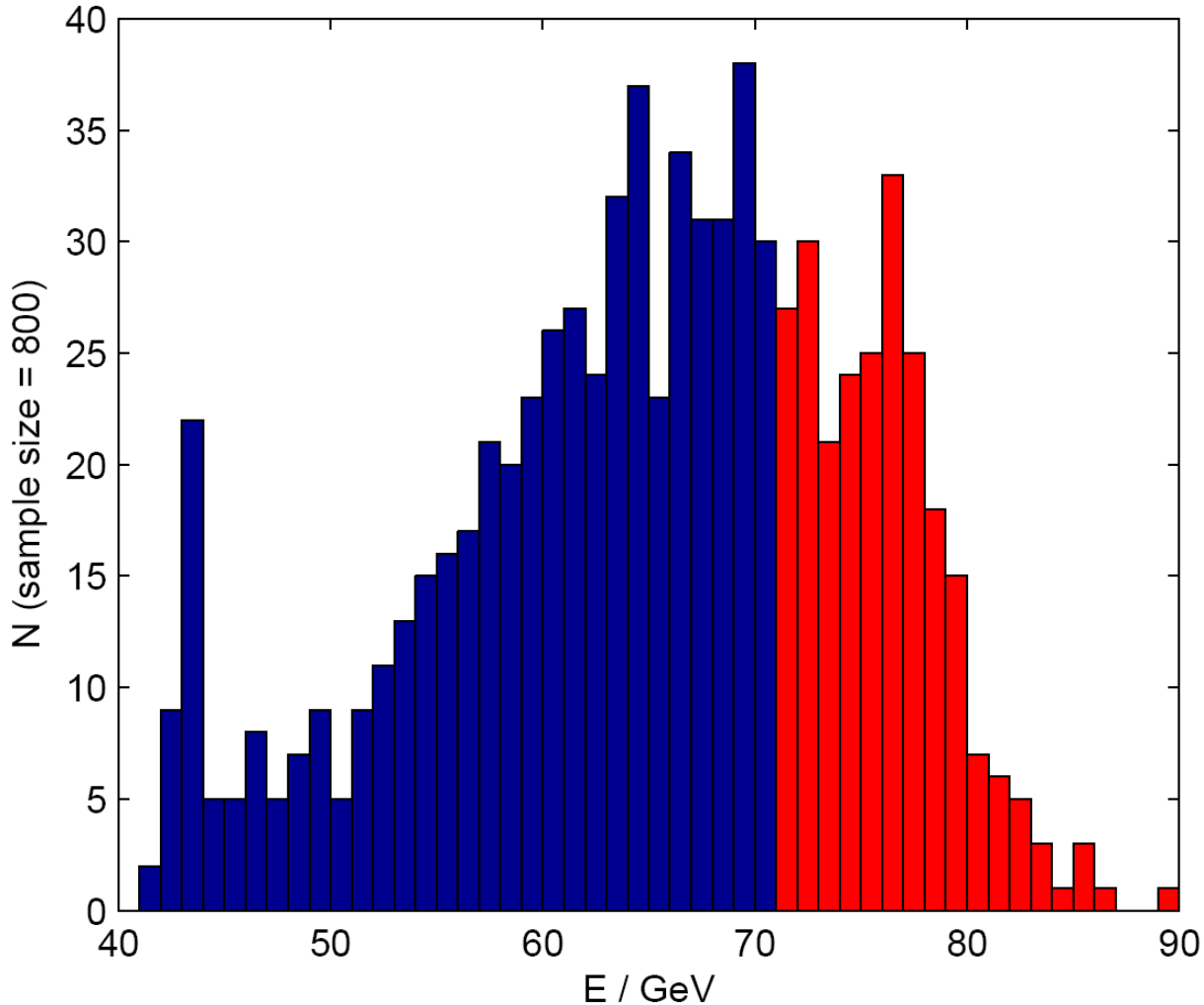

≥30 GeV
peak energy gain
in more than 30%
of the events

Simulations

- Particle-In-Cell codes:
  - full PIC code: approximately 132,000 CPU hours for 85 cm plasma
  - QuickPIC: quasi-static approximation, 2760 CPU hours

- Simulation of
  - ⇒ field ionization
  - ⇒ motion of beam and plasma electrons
  - ⇒ wake formation
  - ⇒ acceleration
  - ⇒ energy spectrum

Comparison to Simulations

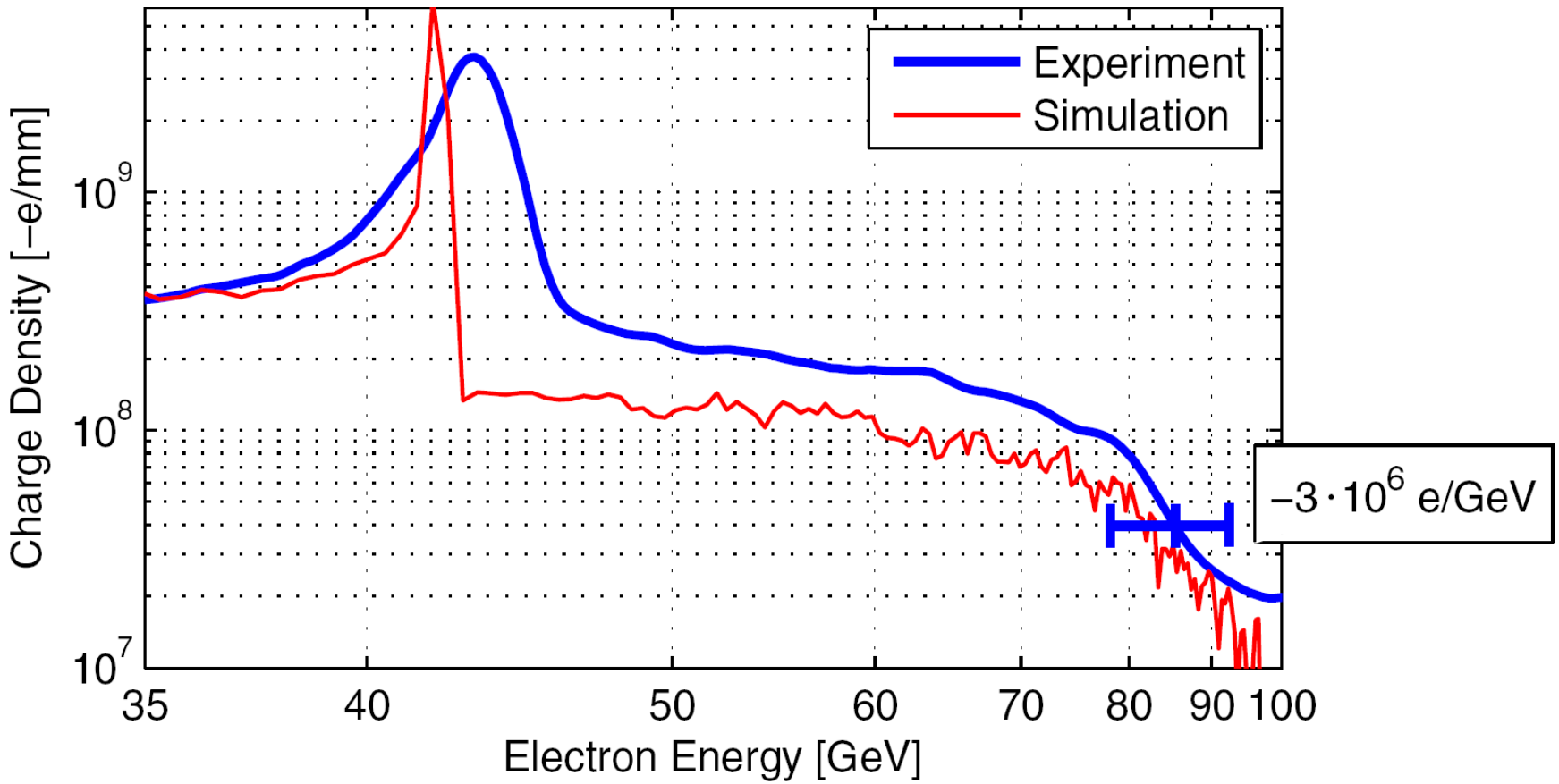

Plasma Wakefield Acceleration

There is still Work to Do…

- Understand (and exploit) self-injection
- Scaling to higher energies
  - Hose instability effect
  - Ion motion
- Acceleration of positrons

Livingston Plot

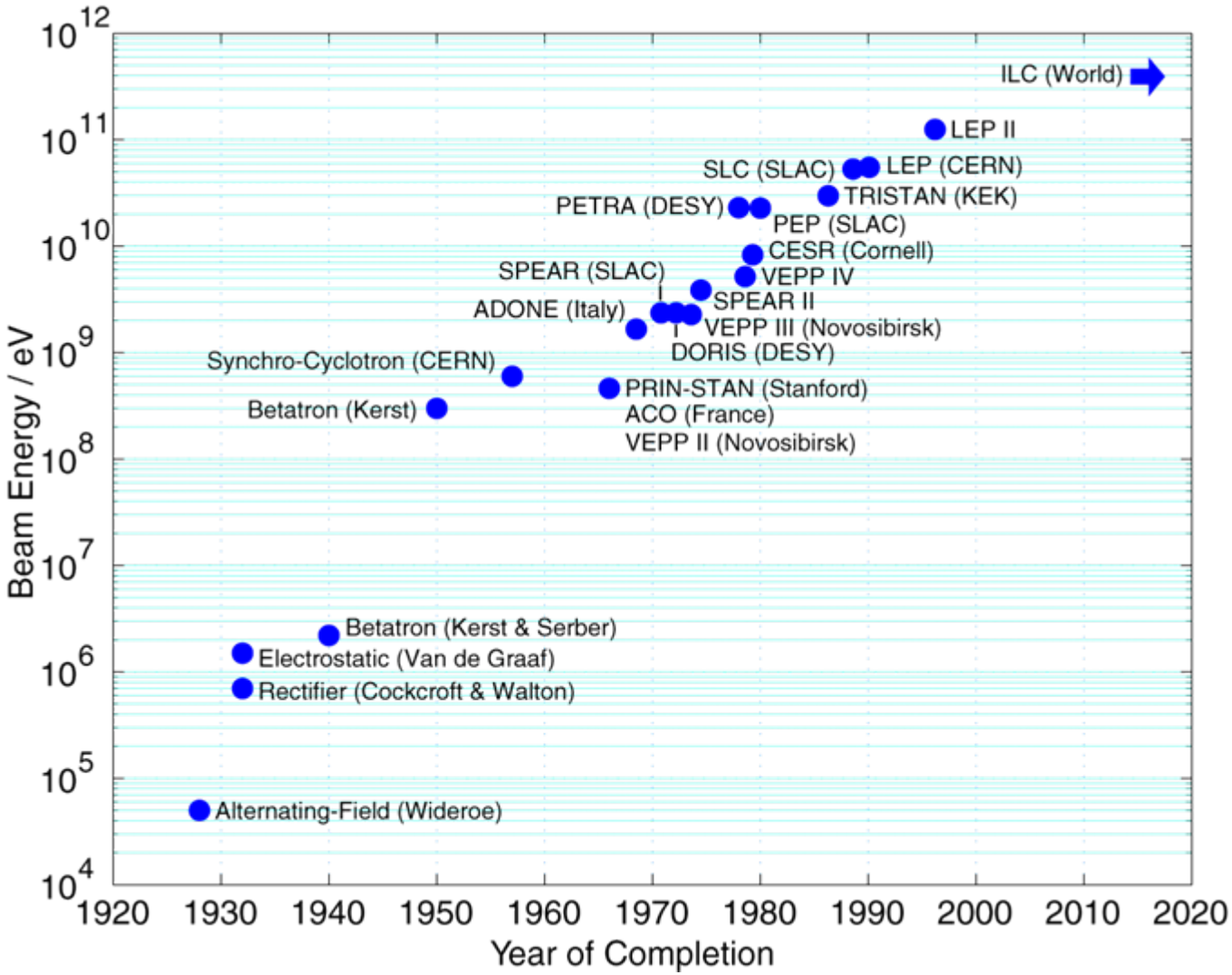

An Unfair Comparison

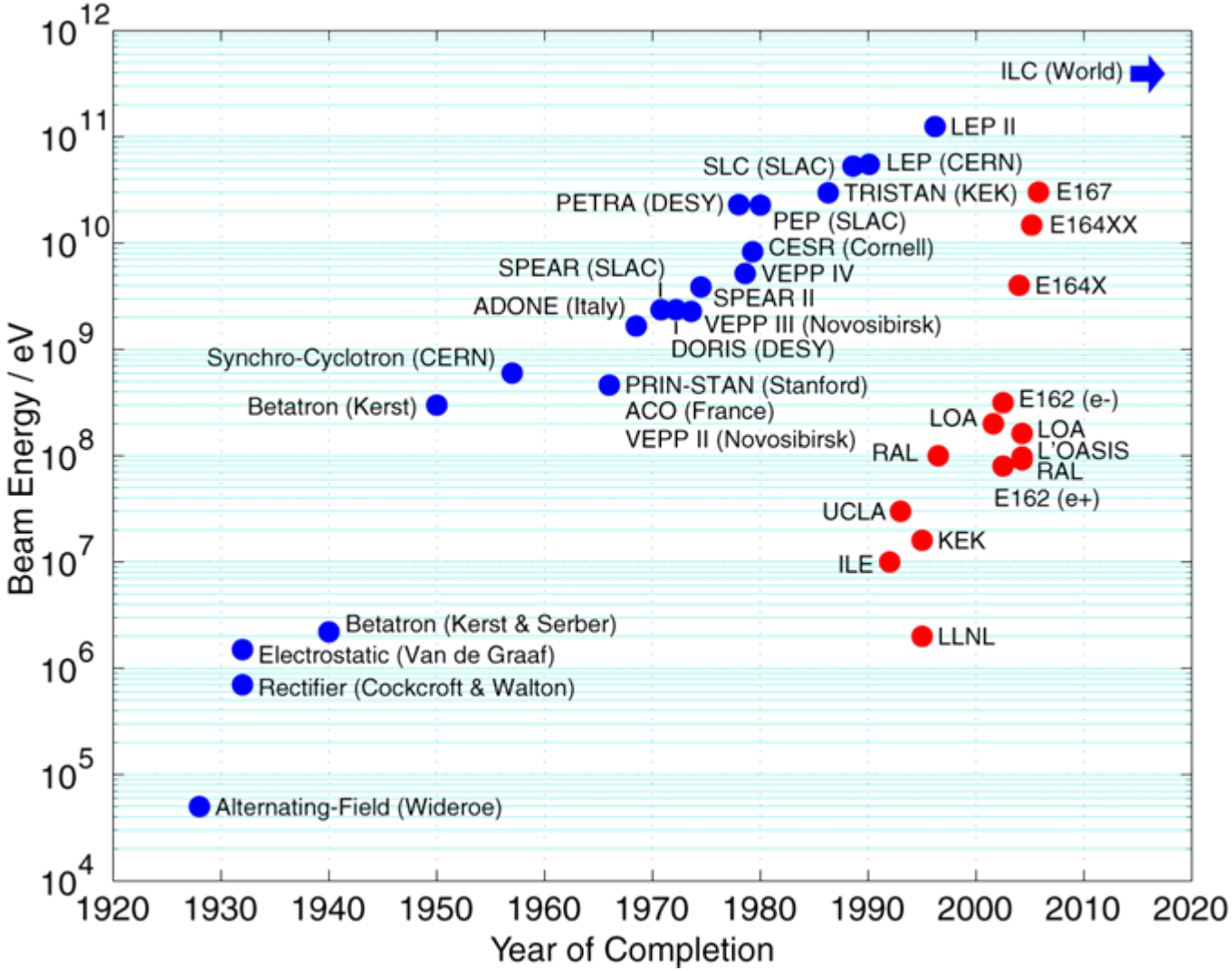

There is More to Accelerating Structures than the Accelerating Field

- Power sources
- Beam loading
- Emittance preservation
    - Non-linear transverse forces
    - Wakefields

There is Much More to an Accelerator than Accelerating Structures

- Particle sources (injectors)
- Bend magnets for storage rings
- Focusing, beam dynamics
- Detectors

Thank You!

- The E-167 Collaboration
  - M. Berry, I. Blumenfeld, F.-J. Decker, P. Emma, M.J. Hogan*, R. Ischebeck, R.H. Iverson, N. Kirby, P. Krejcik, R.H. Siemann, and D. Walz (SLAC)
  - C.E. Clayton, C. Huang, D. Johnson, C. Joshi*, W. Lu, K.A. Marsh, W.B. Mori, and M. Zhou (UCLA)
  - S. Deng, T. Katsouleas, P. Muggli* and E. Oz (USC)

- The E-163 Collaboration
  - R. Siemann, R. Noble, E. Colby, J. Spencer, R. Ischebeck, M. Lincoln, B. Cowan, C. Sears, S. Tantawi, D. Walz, D.T. Palmer, N. Na, C.D. Barnes, M. Javanmarad, X.E. Lin, and Z. Zhang (SLAC)
  - R. Byer, T.I. Smith, Y.C. Huang, T. Plettner, P. Lu, and J.A. Wisdom (Stanford)
  - L. Schächter (Techion Israeli Institute of Technology)
  - J. Rosenzweig (UCLA)

- The GigaWake Dielectric Accelerator Experiment
  - M.C. Thompson, H. Badakov, J. Rosenzweig, and G. Travish (UCLA)
  - M.J. Hogan, R. Ischebeck, N. Kirby, R. Siemann, and D. Walz (SLAC)
  - P. Muggli (USC)
  - A. Scott (UCSB)
  - R. Yoder (Manhattan College)

- Special thanks to
  - H. Weise, F. Tecker, D. Sutter, N. Kirby, E. Oz

- Work supported by Department of Energy contracts DE-AC02-76SF00515 (SLAC), DE-FG03-92ER40745, DE-FG03-98DP00211, DE-FG03-92ER40727, DE-AC-0376SF0098, DE-AC02-76SF00515 and National Science Foundation grants No. ECS-9632735, DMS-9722121 and PHY-0078715.

85 cm Plasma

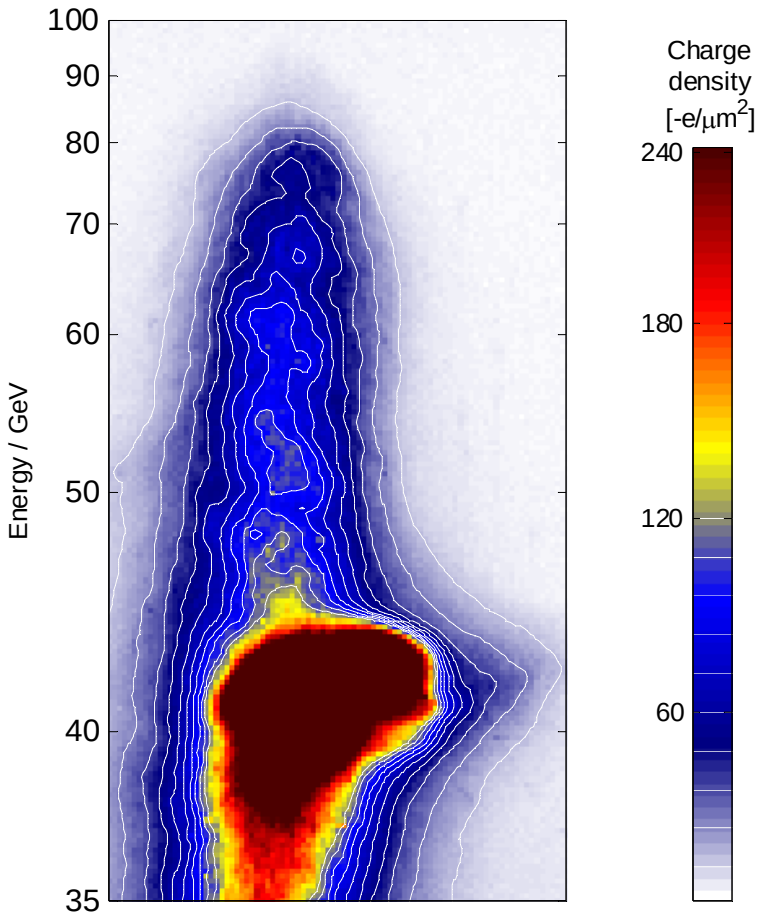

113 cm Plasma

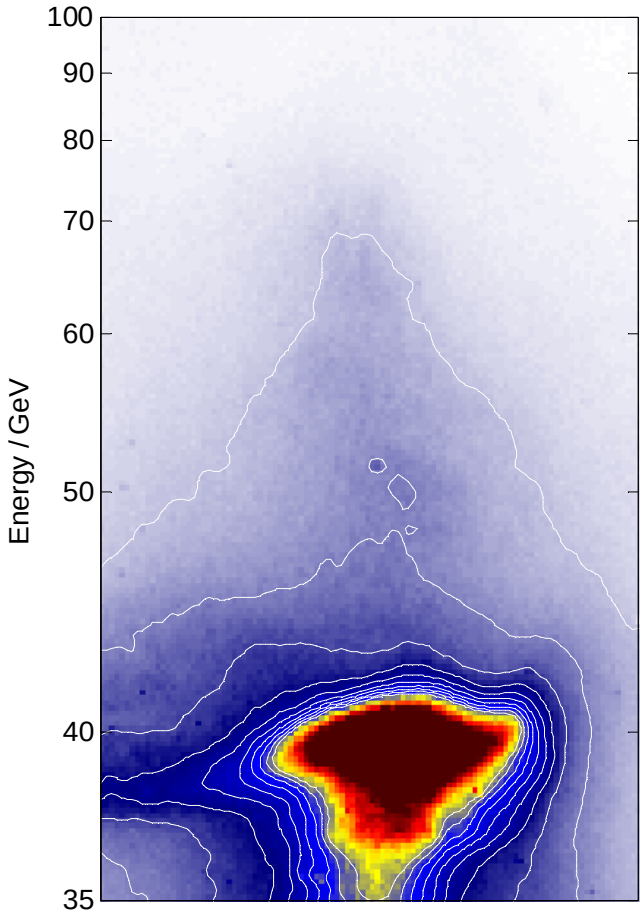

Simulations

- Determine head erosion as the reason for energy gain limitation

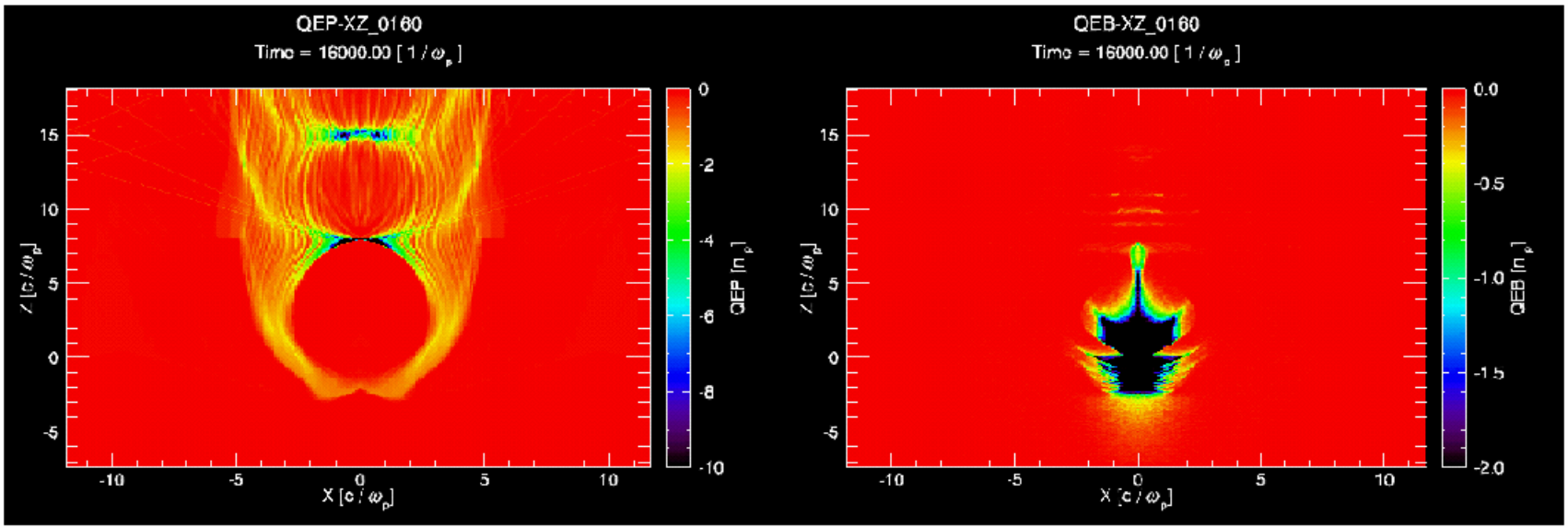

Miaomiao Zhou